



2024 MILLAGE RATES AS SET BY THE HALL COUNTY BOARD OF COMMISSIONERS, BOARD OF EDUCATION OR OTHER GOVERNING AUTHORITY OF TAXING JURISDICTION

 HALL COUNTY Tax Commissioner <small>SERVICE EFFICIENCY ACCOUNTABILITY</small> Authority Code	County M&O	School M&O	School Bond	County Fire	Emergency Services	Development Services	Parks & Leisure Services	County Bill Rate	City M&O	City School	Parks & Recreation	Police Services	City Fire	Community Improvement District (CID)	Covid Credit	Debt Service	City Bill Rate	Total County & City Rate
	County 001	3.234	14.990	1.000	2.400	0.571	1.180	0.437	23.812									0.000
Clermont 002	3.234	14.990	1.000	3.880	0.571		0.437	24.112									0.000	24.112
Flowery Branch 003*	3.234	14.990	1.000	3.880	0.571		0.437	24.112	3.264								3.264	27.376
Gillsville 005	3.234	14.990	1.000	3.880	0.571		0.437	24.112									0.000	24.112
Lula 006	3.234	14.990	1.000	3.880	0.571		0.437	24.112									0.000	24.112
Oakwood 007*	3.234	14.990	1.000	3.880	0.571		0.437	24.112	4.174								4.174	28.286
Buford2 009	3.234	14.990	1.000	3.880	0.571		0.437	24.112									0.000	24.112
Oakwood Tax Allocation District 015*	3.234	14.990	1.000	3.880	0.571		0.437	24.112	4.174								4.174	28.286
Flowery Branch Tax Allocation District 016*	3.234	14.990	1.000	3.880	0.571		0.437	24.112	3.264								3.264	27.376
Braselton 021	3.234	14.990	1.000	3.880	0.571		0.437	24.112									0.000	24.112
Braselton CID 022*	3.234	14.990	1.000	3.880	0.571		0.437	24.112						5.000			5.000	29.112
Gainesville 004*	3.234				0.571			3.805	0.749	6.195	0.896	0.712	1.299				9.851	13.656
Gainesville Midtown Tax Allocation District 010*	3.234				0.571			3.805	0.749	6.195	0.896	0.712	1.299				9.851	13.656
Gainesville Westside Tax Allocation District 018*	3.234				0.571			3.805	0.749	6.195	0.896	0.712	1.299				9.851	13.656
Buford 008*	3.234			3.880	0.571		0.437	8.122		12.500							12.500	20.622


* Receives Hall County and City Property Tax Statement

2023 MILLAGE RATES AS SET BY THE HALL COUNTY BOARD OF COMMISSIONERS, BOARD OF EDUCATION OR OTHER GOVERNING AUTHORITY OF TAXING JURISDICTION

 HALL COUNTY Tax Commissioner <small>SERVICE EFFICIENCY ACCOUNTABILITY</small> Authority Code	County M&O	School M&O	School Bond	County Fire	Emergency Services	Development Services	Parks & Leisure Services	County Bill Rate	City M&O	City School	Parks & Recreation	Police Services	City Fire	Community Improvement District (CID)	Covid Credit	Debt Service	City Bill Rate	Total County & City Rate
	County 001	3.440	15.640	1.000	2.650	0.571	1.005	0.364	24.670									0.000
Clermont 002	3.440	15.640	1.000	4.080	0.571		0.364	25.095									0.000	25.095
Flowery Branch 003*	3.440	15.640	1.000	4.080	0.571		0.364	25.095	3.264								3.264	28.359
Gillsville 005	3.440	15.640	1.000	4.080	0.571		0.364	25.095									0.000	25.095
Lula 006	3.440	15.640	1.000	4.080	0.571		0.364	25.095									0.000	25.095
Oakwood 007*	3.440	15.640	1.000	4.080	0.571		0.364	25.095	4.174								4.174	29.269
Oakwood Tax Allocation District 015*	3.440	15.640	1.000	4.080	0.571		0.364	25.095	4.174								4.174	29.269
Flowery Branch Tax Allocation District 016*	3.440	15.640	1.000	4.080	0.571		0.364	25.095	3.264								3.264	28.359
Braselton 021	3.440	15.640	1.000	4.080	0.571		0.364	25.095									0.000	25.095
Braselton CID 022*	3.440	15.640	1.000	4.080	0.571		0.364	25.095						5.000			5.000	30.095
Gainesville 004*	3.440				0.571			4.011	0.749	6.195	0.896	0.712	1.299				9.851	13.862
Gainesville Midtown Tax Allocation District 010*	3.440				0.571			4.011	0.749	6.195	0.896	0.712	1.299				9.851	13.862
Gainesville Westside Tax Allocation District 018*	3.440				0.571			4.011	0.749	6.195	0.896	0.712	1.299				9.851	13.862
Buford 008*	3.440			4.080	0.571		0.364	8.455		12.500							12.500	20.955


* Receives Hall County and City Property Tax Statement

2022 MILLAGE RATES AS SET BY THE HALL COUNTY BOARD OF COMMISSIONERS, BOARD OF EDUCATION OR OTHER GOVERNING AUTHORITY OF TAXING JURISDICTION

Authority Code																		
	County M&O	School M&O	School Bond	County Fire	Emergency Services	Development Services	Parks & Leisure Services	County Bill Rate	City M&O	City School	Parks & Recreation	Police Services	City Fire	Improvement District (CID)	Covid Credit	Debt Service	City Bill Rate	County & City Rate
County 001	4.141	15.990	1.000	2.650	0.571	1.005	0.364	25.721									0.000	25.721
Clermont 002	4.141	15.990	1.000	4.080	0.571		0.364	26.146									0.000	26.146
Flowery Branch 003*	4.141	15.990	1.000	4.080	0.571		0.364	26.146	3.264								3.264	29.410
Gillsville 005	4.141	15.990	1.000	4.080	0.571		0.364	26.146									0.000	26.146
Lula 006	4.141	15.990	1.000	4.080	0.571		0.364	26.146									0.000	26.146
Oakwood 007*	4.141	15.990	1.000	4.080	0.571		0.364	26.146	4.174								4.174	30.320
Oakwood Tax Allocation District 015*	4.141	15.990	1.000	4.080	0.571		0.364	26.146	4.174								4.174	30.320
Flowery Branch Tax Allocation District 016*	4.141	15.990	1.000	4.080	0.571		0.364	26.146	3.264								3.264	29.410
Braselton 021	4.141	15.990	1.000	4.080	0.571		0.364	26.146									0.000	26.146
Braselton CID 022*	4.141	15.990	1.000	4.080	0.571		0.364	26.146					5.000				5.000	31.146
Gainesville 004*	4.141				0.571			4.712	0.397	6.195	0.896	0.594	1.259		-1.000	0.510	8.851	13.563
Gainesville Midtown Tax Allocation District 010*	4.141				0.571			4.712	0.397	6.195	0.896	0.594	1.259		-1.000	0.510	8.851	13.563
Gainesville Westside Tax Allocation District 018*	4.141				0.571			4.712	0.397	6.195	0.896	0.594	1.259		-1.000	0.510	8.851	13.563
Buford 008*	4.141			4.080	0.571		0.364	9.156		12.550							12.550	21.706

* Receives Hall County and City Property Tax Statement

2021 MILLAGE RATES AS SET BY THE HALL COUNTY BOARD OF COMMISSIONERS, BOARD OF EDUCATION OR OTHER GOVERNING AUTHORITY OF TAXING JURISDICTION

Authority Code																		
	County M&O	School M&O	School Bond	County Fire	Emergency Services	Development Services	Parks & Leisure Services	County Bill Rate	City M&O	City School	Parks & Recreation	Police Services	City Fire	Improvement District (CID)	Covid Credit	Debt Service	City Bill Rate	County & City Rate
County 001	4.636	16.485	0.500	2.650	0.571	1.005	0.364	26.211									0.000	26.211
Clermont 002	4.636	16.485	0.500	4.080	0.571		0.364	26.636									0.000	26.636
Flowery Branch 003*	4.636	16.485	0.500	4.080	0.571		0.364	26.636	3.264								3.264	29.900
Gillsville 005	4.636	16.485	0.500	4.080	0.571		0.364	26.636									0.000	26.636
Lula 006	4.636	16.485	0.500	4.080	0.571		0.364	26.636									0.000	26.636
Oakwood 007*	4.636	16.485	0.500	4.080	0.571		0.364	26.636	4.174								4.174	30.810
Oakwood Tax Allocation District 015*	4.636	16.485	0.500	4.080	0.571		0.364	26.636	4.174								4.174	30.810
Flowery Branch Tax Allocation District 016*	4.636	16.485	0.500	4.080	0.571		0.364	26.636	3.264								3.264	29.900
Braselton 021	4.636	16.485	0.500	4.080	0.571		0.364	26.636									0.000	26.636
Braselton CID 022*	4.636	16.485	0.500	4.080	0.571		0.364	26.636					5.000				5.000	31.636
Gainesville 004*	4.636				0.571			5.207	0.500	6.395	0.896	0.500	1.250		-1.000	0.510	9.051	14.258
Gainesville Midtown Tax Allocation District 010*	4.636				0.571			5.207	0.500	6.395	0.896	0.500	1.250		-1.000	0.510	9.051	14.258
Gainesville Westside Tax Allocation District 018*	4.636				0.571			5.207	0.500	6.395	0.896	0.500	1.250		-1.000	0.510	9.051	14.258
Buford 008*	4.636			4.080	0.571		0.364	9.651		12.600							12.600	22.251

* Receives Hall County and City Property Tax Statement

2020 MILLAGE RATES AS SET BY THE HALL COUNTY BOARD OF COMMISSIONERS, BOARD OF EDUCATION OR OTHER GOVERNING AUTHORITY OF TAXING JURISDICTION



Authority Code

Authority Code	County M&O	School M&O	School Bond	County Fire	Emergency Services	Development Services	Parks & Leisure Services	County Bill Rate	City M&O	City School	Parks & Recreation	Police Services	City Fire	Community Improvement District (CID)	Covid Credit	Debt Service	City Bill Rate	Total County & City Rate
County 001	4.853	17.550		2.650	0.571	1.005	0.364	26.993									0.000	26.993
Clermont 002	4.853	17.550		4.080	0.571		0.364	27.418									0.000	27.418
Flowery Branch 003*	4.853	17.550		4.080	0.571		0.364	27.418	3.264								3.264	30.682
Gillsville 005	4.853	17.550		4.080	0.571		0.364	27.418									0.000	27.418
Lula 006	4.853	17.550		4.080	0.571		0.364	27.418									0.000	27.418
Oakwood 007*	4.853	17.550		4.080	0.571		0.364	27.418	4.174								4.174	31.592
Oakwood Tax Allocation District 015*	4.853	17.550		4.080	0.571		0.364	27.418	4.174								4.174	31.592
Flowery Branch Tax Allocation District 016*	4.853	17.550		4.080	0.571		0.364	27.418	3.264								3.264	30.682
Braselton 021	4.853	17.550		4.080	0.571		0.364	27.418									0.000	27.418
Braselton CID 022*	4.853	17.550		4.080	0.571		0.364	27.418						5.000			5.000	32.418
Gainesville 004*	4.853				0.571			5.424	0.730	6.614	0.750		1.250			0.510	9.854	15.278
Gainesville Midtown Tax Allocation District 010*	4.853				0.571			5.424	0.730	6.614	0.750		1.250			0.510	9.854	15.278
Gainesville Westside Tax Allocation District 018*	4.853				0.571			5.424	0.730	6.614	0.750		1.250			0.510	9.854	15.278
Buford 008*	4.853			4.080	0.571		0.364	9.868		12.650							12.650	22.518

* Receives Hall County and City Property Tax Statement